


# Blood Basics Review

Name \_\_\_\_\_



## Across

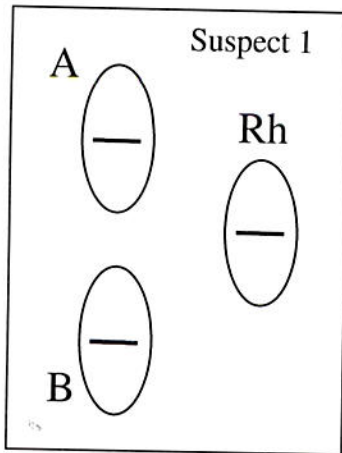
1. Indicates the presence of a specific protein; discovered while studying Rhesus monkeys
4. People with Type O blood are called universal \_\_\_\_\_, because they can give blood to anyone
5. Clotting factors in our the plasma that clot together to prevent blood loss from a wound
6. Type of blood stain created by the force of gravity an appears as drops or blood pools
7. Blood type that does not contain A or B agglutinogens
8. Type of bloodstain that is created when a force is applied to the source of the blood, such as cast-off, impact spatters, and arterial spurring
9. Our blood type is determined by these, which are inherited from our parents
10. Component of blood that is part of the our immune system and destroy pathogens in our body
14. Bloodstains created by the application of force to the area where the blood originated
16. Pointed edges of a droplet that radiate out from the spatter and can help to determine the direction of force
17. Blood type that contains B agglutinogens
18. Yellowish liquid part of the blood
20. Used by investigators to detect the presence of blood

## Down

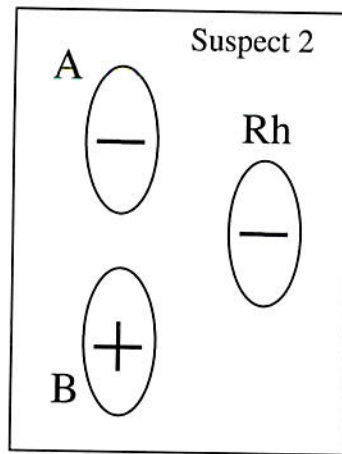
1. People with Type AB blood are called universal \_\_\_\_\_, because they can receive blood from anyone.
2. Most abundant cells in our body that are produced in the bone marrow
3. Blood type that contains both A and B agglutinogens
11. Protein found in red blood cells that carries oxygen
12. Patterns created when a bloody object comes in contact with another surface; also called contact patterns
13. Stands for bloodstain pattern analysis
15. Blood type that contains A agglutinogens
19. Test used at a crime scene to enhance a bloodstain to make it more visible in photographs

21. Identify the blood type of each sample given the test results.

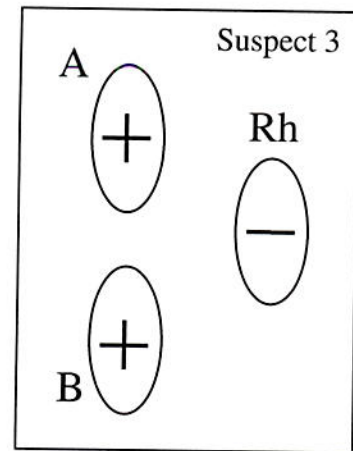
+ = clumping, - = no clumping



Blood Type: \_\_\_\_



Blood Type: \_\_\_\_

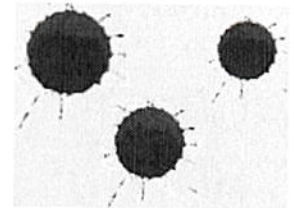


Blood Type: \_\_\_\_

If Suspect 1 were injured during the crime and needed blood, what blood types could he receive?

If Suspect 2 volunteered to donate blood, which blood types could receive his blood?

22. Which of the three blood droplets shown would have been created by a wound in the lower part of the leg? Explain. (2 points)



23. If you found a blood droplet as shown below at a crime scene, what does it tell you? Explain (2 points)



24. If you find a trail of blood with droplets that are very close together, what could this mean? (1 point)